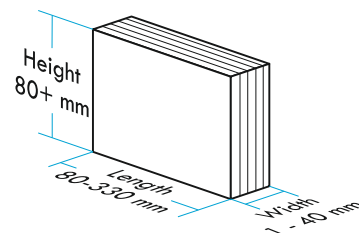
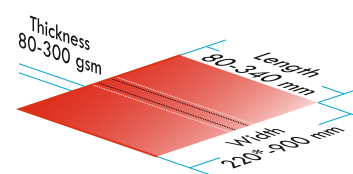




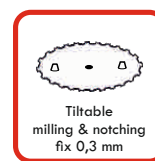

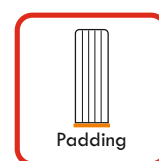
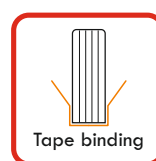

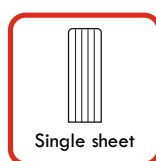
Book size



Cover size



*Depends on machine specification.



Standard features:

- Dual chamber glue tank design for EVA/PSA glue application
- Sidegluing applied by ribbed disks
- Adjustable glue cut-off from the touch screen
- Fix milling depth (0.3 mm) and notching
- Tiltable milling unit
- Paper dust extractor
- Adjustable book positioning from the touch screen (max. 10 mm)
- Adjustable cover thickness
- Cover sensor
- Large cover holder, with skew adjustment
- Automatic carriage start
- 1~230V

Available options for this model:

- Magnetic bookblock support
- Glue fume extractor
- Sideshelf
- Tape binding
- Direct hardcover binding

SPECIFICATIONS	LAMIBIND EVA
DIMENSIONS OF THE MACHINE (L X W X H MM) / INC. LARGE COVER HOLDER	1560x1020x1057
PACKAGE OF THE MACHINE (L X W X H MM)	1600x1025x1300
NET WEIGHT (KG) - SZ	320
GROSS WEIGHT (KG) - SZ	420
POWER SUPPLY (ELECTIVE)	1~230 V-50 Hz / 200-220 V-60 Hz / 100-120 V 60Hz
NOMINAL CURRENT (A)	12 / 14 /25
CAPACITY (kW)	3
COMPRESSED AIR SUPPLY (BAR)	NOT NECESSARY
LENGHT OF THE BOUND DOCUMENT (MM/INCH)	80-330
THICKNESS OF THE BOUND DOCUMENT (MM/INCH)	1-40
THEORETICAL NUMBER OF WORKING CYCLES (FWD-BWD/HOUR) * THE ABOBE VALUE IS THEORETICAL NUMBER OF THE WORKING CYCLES. THE REAL SPEED AND QUANTITY OF BOOKS CAN BE BOUND ON THE MACHINE DEPENDS ON THE STRENGHT FEATURES OF THE FLUE USED ON THE MACHINE, THE NECESSARY BINDING/NIPPING TIME, THE THICKNESS OF THE DOCUMENT TO BE BOUND, DEOENDS ON THE SKILL AND QUICKNESS OF THE MACHINE OPERATOR, AND THE SELECTED BINDING TECHNOLOGY.	290*
ADJUSTMENT OF THE BINDING TIME OF THE DOCUMENT	1-99
BINDING CYCLE COUNTER	YES
AUTOMATIC START OF THE CARRIAGE CLAMP	YES
MILLING UNIT	
SPINE PREPERATION	FIXED MILLING & NOTCHING
POSSIBILITY TO SWITCH OFF THE MILLING UNIT	YES
GLUING UNIT	
HEAT-UP TIME (MINUTE) - DEPENDING ON THE TYPE OF THE GLUE	30
TEMPERATURE RANGE OF THE MELTING OF THE GLUE (C/F)	100-200
VOLUME OF THE GLUE CONTAINER	2 KG
POSSIBILITY TO USE DIFFERENT TYPE OF SPINE AND SIDE GLUE & SIDE GLUING ROLLERS	YES
ADJUSTABLE LENGTH REGULATION OF THE GLUE APPLICATION (GLUE CUT OFF)	YES
STANDBY MODE	YES
BINDING UNIT	
POSSIBILITY TO ADJUST THE POSITION OF THE BOOK BLOCK OVER THE BINDING UNIT	YES
COVER SENSOR	YES
OTHER FUNCTIONS	
PAPER DUST EXTRACTION	YES
USER INTERFACE	COLOUR TOUCH SCREEN
OPERATING SOFTWARE	RIGO
SOFTWARE UPDATE	YES
ONLINE REMOTE CONTROL	OPTION
OPTIONS	
TAPE BINDING	OPTION
MAGNETIC BOOK HOLDER	OPTION
GLUE FUME EXTRACTOR UNIT	OPTION
SIDE SHELF	OPTION
DIRECT HARDCOVER BINDING	OPTION



RIGO Szerszám- és Formakészítő Kft.
 Gesztenye sor 1., 5435, Martfű, Hungary
rigokft@rigokft.hu
www.rigokft.hu
 +36 56 580 031

Important: Compressed air is required for the operation of the machine. Automatic water drain system is highly recommended. The compressor has to be purchased separately. The images featured in this guide are for illustrative purposes only. The manufacturer is not liable for any printing mistake.